



POLITECNICO
MILANO 1863

SCUOLA DEL DESIGN

Academic Information

Double Degree Tsinghua University
Academic Year 2023-2024

INFORMATION
www.design.polimi.it

INDEX

01.	<i>Studying at the School of Design</i>	<i>p.4</i>
02.	<i>Courses Structure</i>	<i>p.10</i>
	Communication Design	<i>p.11</i>
	Design for the Fashion System	<i>p.15</i>
	Interior and Spatial Design	<i>p.19</i>
	Integrated Product Design	<i>p.23</i>
03.	<i>Study Plan submission</i>	<i>p.27</i>
04.	<i>Teaching modalities</i>	<i>p.29</i>
05.	<i>Additional information</i>	<i>p.31</i>



01.

**Studying at the
School of Design**

Master of Sciences (MSc)

The **MSc** programme is awarded after two years of study (**120 ECTS**) and aims to provide advanced training in more highly **specialized areas**.
The **credit system ECTS** represent the workload of the academic year of study



CREDIT SYSTEM

Each subject is assigned a **number of credits** which the student obtains when he passes the final **examination**.

The **CFU** fully coincide with **ECTS** credits.

1 CFU = 25 hours of workload

Includes lectures and other forms of instruction like: exercises, assignments and independent work



DOUBLE DEGREE STUDENTS

Tsinghua University

Double degree students from Tsinghua University will be able to choose among the sections.

Please notice: In order to obtain your MSc Degree in Politecnico di Milano, you will need to achieve 60 CFU in 1 year of study

The remaining 60 CFU will be validated with the credits from the courses you've done previously at Tsinghua and should correspond to 18 credits.

In the following slides you'll find the courses you'll need to attend in order to obtain the MSc Degree from Politecnico di Milano.

60_{cfu}

**To do at
Politecnico**

+

60_{cfu}

**Validated with 18
credits from
Tsinghua University**

=

120_{cfu}

**To obtain the MSc
Degree at
Politecnico**

COURSE TYPE

1 DESIGN STUDIO (laboratorio)

Project based course

Students are divided in sections

2 MONODISCIPLINARY & INTEGRATED COURSES

Project and Theory course

May host all the sections or be divided

3 WORKSHOP & DESIGN SEMINAR

One week full time Design Studio

(end of the semester: February and June)

4 ELECTIVE COURSES

Interdisciplinary courses

Available to all the students of the School. Students can attend them in the 1° or 2° semester

5 FINAL EXAMINATION - THESIS

Individual Thesis developed

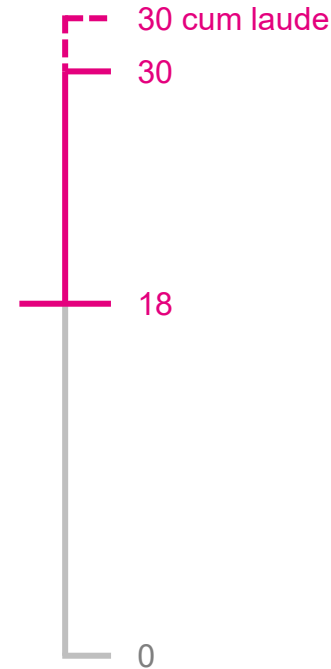
With the guidance of a Prof. from the School of Design

EXAMS and GRADES

Exams are graded using a **scale of 30**, where **18** is the **minimum** passing grade and **30 cum laude** the **highest**.

Students have the **possibility to refuse** the final mark and present again the exam in a next exam session (**with exception of the design studios**).

The **final grade** in a course can be based either on the **final examination** only or it can be based on a combination of the final examination and **course work**. The grade requirements are indicated in the course **details online** and explained at the beginning of the course.



<18

Not Passed

≥18

Passed

SECTIONS

Each MSc Programme is divided in sections:

The sections **share the same educational objectives**, they may differ from each other offering **different topics in the Design Studios** on which the student will be called to carry out **project activities**.

For some programs the main difference among the sections is defined by the **Design Studios** namely:

- **Laboratorio** (Design Studio)
- **Workshop**

Other programs are divided into sections according to the language of teaching:

- **English**
- **Italian**



02.

Courses structure

Communication Design - C

STUDY PLAN – Communication Design

1ST SEMESTER – 30 CREDITS

sem.	course	section	language	credits
1	LABORATORIO DI SINTESI FINALE SEZ.2	C3	ENG	18
1	ELECTIVE COURSE	-	ENG/ITA	6
1 or 2	WORKSHOP (in February 2024 or in June 2024)	C1-C2-C3	ENG	6

2ND SEMESTER – 30 CREDITS

sem.	course	section	language	credits
2	DIGITAL CULTURE	Select 3 of these 4 courses	ENG	6
	ELECTIVE COURSE		ENG/ITA	6
	SEMIOTICS METHODS FOR DESIGN		ENG	6
	ANTHROPOLOGY OF COMMUNICATION		ENG	6
2	INTERACTION DESIGN STUDIO	C3	ENG	12
	COMPLEX ARTEFACTS AND SYSTEM DESIGN STUDIO	C3	ENG	

HOW TO SELECT SECTIONS

Double degree Tsinghua Students will be registered in section **C3**.

You can select 1 among the 2 design studios available in the second semester.

In order to make a choice, students can have **more information** about the programs.

Reading the **Design studios** description

[Interaction design Studio course details](#)

[Complex Artifacts and System Design Studio course details](#)

HOW TO SEARCH FOR COURSES

In order to **search the courses you'll attend and read the courses details** you can see this **tutorial** on how to search them on the website:

[How to search for courses](#)

SECTION AND COURSES SECTIONS FORM

BEFORE THE ENROLMENT

each student needs to indicate their preferences to be allocated in a specific section.



We kindly request you to fill the following survey for the allocation of course section within **9th July**. **The compilation of the survey is mandatory.** Please click on the course to fill the survey.



Online survey

If the button is not working properly, please copy the following URL in your browser or scan the QR code

<https://forms.office.com/e/akGtdLVCZv>

Design for the Fashion System

- *M*

STUDY PLAN – Design for the Fashion System

1st SEMESTER – 30 CREDITS

sem.	course	Section	language	credits
1	DESIGN FOR THE FASHION SYSTEM	M1/M2	ENG	18
1	DIGITAL FASHION EXPERIENCE DESIGN	M1/M2	ENG	6
1	ELECTIVE COURSE	-	ENG/ITA	6

2nd SEMESTER 33 CREDITS

sem.	course	section	language	credits
2	FASHION RETAIL EXPERINECE	M1/M2	ENG	15
2	TRENDS FORECASTING FOR FASHION	M1/M2	ENG	6
2	FASHION MATERIALS AND TECHNOLOGIES	M1/M2	ENG	6
2	ELECTIVE	-	ENG	6
	WORKSHOP (June 2024)	M1/M2	ENG	

HOW TO SELECT SECTIONS

Students admitted to the MSc in Design for the Fashion System **need to indicate the section of preference** before the enrolment.

In order to make a choice, students can have **more information** about the programs:

Reading the **1st semester Design studios course details** which are the main difference among the sections (**M1 - M2**)

[**M1 Design for the Fashion System course details**](#)

[**M2 Design for the Fashion System course details**](#)

HOW TO SEARCH FOR COURSES

In order to **search the courses you'll attend and read the courses details** you can see this **tutorial** on how to search them on the website:

[**How to search for courses**](#)

SECTION AND COURSES SECTIONS FORM

BEFORE THE ENROLMENT

each student needs to indicate their preferences to be allocated in a specific section.



We kindly request you to fill the following survey for the allocation of course section within **9th July**. **The compilation of the survey is mandatory.** Please click on the course to fill the survey.



Online survey

If the button is not working properly, please copy the following URL in your browser or scan the QR code

<https://forms.office.com/e/akGtdLVCZv>

Interior and Spatial Design

- /S

STUDY PLAN – Interior and Spatial Design

1st SEMESTER- 33 CREDITS

sem.	course	section	language	credits
1	CONTEST DESIGN STUDIO SECT.1	-	ENG	15
	CONTEST DESIGN STUDIO SECT.2	-	ENG	
	CONTEST DESIGN STUDIO SECT.3	-	ENG	
1	CONTEMPORARY INTERIORS	-	ENG	6
1	ELECTIVE COURSE	-	ENG/ITA	6
1	WORKSHOP (February 2024)	-	ENG/ITA	6

2nd SEMESTER - 27 CREDITS

sem.	course	section	language	credits
2	NEW INTERIORS 2	-	ENG	15
	EPHEMERAL TEMPORARY SPACES 2	-	ENG	
	LANDSCAPE AND INTERIOR SPATIAL DESIGN 2	-	ENG	
2	LIGHTING	IS1/IS2	ENG	6
	LIGHTING	IS3	ENG	
2	ARTS AND LANGUAGES OF THE PRESENT	-	ENG	6

HOW TO SELECT SECTIONS

Students admitted need to **indicate the section of preference**, before the enrolment.

In order to make a choice, students can have **more information** about the programs:

Reading the **1st semester Design studios course details** which are the main difference among the sections (**Is1 - Is2 - Is3**)

[Is1 Contest Design Studio course detail](#)

[Is2 Contest Design Studio course detail](#)

[Is3 Contest Design Studio course detail](#)

HOW TO SEARCH FOR COURSES

In order to **search the courses you'll attend and read the courses details** you can see this **tutorial** on how to search them on the website:

[How to search for courses](#)

SECTION AND COURSES SECTIONS FORM

BEFORE THE ENROLMENT

each student needs to indicate their preferences to be allocated in a specific section.



We kindly request you to fill the following survey for the allocation of course section within **9th July**. **The compilation of the survey is mandatory.** Please click on the course to fill the survey.



Online survey

If the button is not working properly, please copy the following URL in your browser or scan the QR code

<https://forms.office.com/e/akGtdLVCZv>

Integrated Product Design

- *IPD*

STUDY PLAN – Integrated Product Design

1st SEMESTER – 36 CREDITS

sem.	course	section	language	credits
1	FINAL SYNTHESIS STUDIO SECT. 2	-	ENG	18
1	WORKSHOP (February 2024)	-	ENG	6
1	INCLUSIVE PRODUCT DESIGN	-	ENG	6
1	ELECTIVE COURSE	-	ENG/ITA	6

2nd SEMESTER – 24 CREDITS

sem.	course	section	language	credits
2	CONCEPT DESIGN STUDIO – GREEN	-	ENG	12
	CONCEPT DESIGN STUDIO – SMART	-	ENG	
2	DESIGN FUTURES	-	ENG	6
2	INNOVATION CULTURES AND THEORIES	IP1 – IP2	ENG	6
	ELECTIVE COURSE	-	ENG/ITA	

HOW TO SELECT SECTIONS

Double degree Tsinghua Students will be registered in section **IP2**.

You can select 1 among the 2 design studios available in the second semester.

In order to make a choice, students can have **more information** about the programs.

Reading the **Design studios** description:

[Green Design Studio course details](#)

[Smart Design Studio course details](#)

HOW TO SEARCH FOR COURSES

In order to **search the courses you'll attend and read the courses details** you can see this **tutorial** on how to search them on the website:

[How to search for courses](#)

SECTION AND COURSES SECTIONS FORM

BEFORE THE ENROLMENT

each student needs to indicate their preferences to be allocated in a specific section.



We kindly request you to fill the following survey for the allocation of course section within **9th July**. **The compilation of the survey is mandatory.** Please click on the course to fill the survey.



Online survey

If the button is not working properly, please copy the following URL in your browser or scan the QR code

<https://forms.office.com/e/akGtdLVCZv>



03.

**Submit your
Study Plan**

STUDY PLAN SUBMISSION

In order to be registered in the courses, **you need to submit your study plan.**

The study plan submission for Double Degree students is available at beginning of each year. Therefore, you'll need to **select the courses held in the first and second semester.**

The **study plan submission will be visible on your online services after the enrolment** that will be done by the exchange offices around August.

Meantime you can start to identify the courses of your preference, considering the course details and timetable, **you can't have courses overlapping since most of the courses requires the attendance.**

Watch this tutorial to see how to submit your study plan:

[Study plan submission for Exchange incoming Students](#)

Enrolment

Done by the exchange offices



Study Plan Submission

28/08/2023 – 04/09/2023

on online services



Study Plan Approval

07/09/2023

By email



Lessons starts

13/09/2023



04.

Teaching Modalities

TEACHING MODALITIES

- * The didactic activities in the **next academic year 2022-2023** will be offered **in presence**, even though some courses and/or lectures may be **set online**.
- * Politecnico will ensure the access of the lessons in **presence in complete safety**, and in respect with the dispositions defined by the government.

ATTENDANCE

- * **Courses last one semester** and are held once per year
- * **The attendance in the Design studios and workshops is mandatory**: to achieve attendance, it will be necessary to acquire a minimum 80% of attendance is necessary
- * **Some monodisciplinary and integrated courses, may be available for non-attending students**. It's important to check if this option is indicated in the course details. Otherwise, the attendance is required as per the Design studios



05.

Additional Information

IMPORTANT DATES

Check the school academic calendar here:

<https://www.design.polimi.it/en/teaching/studying-design/lessons-timetable-calendars-and-deadlines>

1ST SEMESTER

LESSONS	13 September 2023	22 December 2023
Christmas Holidays	23 December 2023	7 January 2024
Exams session	8 January 2024	17 February 2024
Workshop Week	12 February 2024	16 February 2024

2ND SEMESTER

LESSONS	19 February 2024	31 May 2024
Easter Holidays	29 March 2024	2 April 2024
Exams session	6 June 2024	27 July 2024
Workshop Week	3 June 2024	7 June 2024

WELCOME WEEK

From **5th to 11th September 2023**

Politecnico di Milano will organize the welcome and orientation week.

We'll meet on **5th September 2023** to give you an overview about our programs, academic system, etc.

The complete programme will be available online and will include seminars and meetings to help incoming students to become familiar with the universities facilities, professors and staff.

**More information
about the welcome
week program here:**

[Welcome Week: polimi](#)

**5 September
2023**



11 September 2023

BEFORE ARRIVAL

Before arriving at Polimi you have the opportunity to join:



Buddy program: this foresees a match between international students and Politecnico students, to assist you in the phase prior to your arrival and in the first months after your arrival.



Italian courses: set up by Polimi, these courses are addressed to foreign students at Politecnico di Milano. Pay attention about the registration deadlines for the Italian courses!



You can also join a free **Online Italian course** aimed at beginners, that will guide you into the discovery of Italian language and culture.

NETWORKS AND STUDENTS ASSOCIATIONS

The **Politamtam** newsletter:



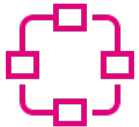
[Poli tam tam - la newsletter degli studenti \(polimi.it\)](http://polimi.it)

to find out about events, activities organised by student associations and opportunities for students.



Design Students Network:

<http://design.polinetwork.org/>



Polimi Network:

<https://polinetwork.github.io/en/>



Students Associations

[Representatives and Associations: polimi](http://polimi.it)

EXAMS SESSION

The exam sessions are distributed during the year:

1st semester courses the exams sessions are on:

- **February** with **2** different exams dates available
- **July** with **2** different exams dates available
- **September** with **1** exam date available

2nd semester courses the exams session are on:

- **July** with **2** different exams dates available
- **September** with **1** exam date available
- **February** with **2** different exams dates available

The Design Studios will have only **two exam dates** scheduled and only at the end of the semester the design studio has been held.

If not passed, the Design Studios and Workshops must be re-attended the **following academic year**. Given the particular nature of the Workshops and the Design Studios, no retake exams are foreseen.

To be able to sit an exam session, you must register within the deadlines provided through the Online Services.

The evaluation that students can receive are:

Promoted
with a vote

Or

Postponed
to the next session

After the publication of the marks by the Professors, students have the possibility (before consolidating the marks) to **decline the evaluation** attributed, by replying the email in which the grades are communicated in the Polimi email.

In the absence of explicit waiver of the grade, the Professor will register the grade assigned on your career

INTERNATIONAL MOBILITY UNIT

Check the contacts here:

<https://www.polimi.it/en/campuses-and-services/international-mobility/study-abroad/contacts>

Where to find us

Bovisa Campus

Address: via Lambruschini 15, building 20, ground floor, 20158
Milano

“Remote” appointments: Monday-Wednesday from 10.00 am to
13.00 pm

Face-to-face appointments: Thursday from 10.00 am to 13.00 pm
doubleddegrees.design@polimi.it



Answers questions about,
enrolment, fiscal code,
Polimi badge



Provides certifications and
official documents



Provides information and
support about the stay
permit, visa issues, health
insurance

ACADEMIC ADVISORY SCHOOL'S OFFICES

The school's offices will help you with study plan issues, timetables and courses registration. We will also provide the signature on the learning agreement for Erasmus students.

In order to contact us visit this website:

[School: Send an email \(polimi.it\)](mailto:polimi.it)

And select the following option:

Exchange Students - Incoming



Answers questions about Study plan issues, courses registration, timetables



Provides Learning Agreement signature (for Erasmus students)

HOW TO REACH BOVISA CAMPUS

By bus 92 or tram 2

Get out at the stop “Via Imbriani - Piazzale Bausan”

By bus 82

Get out at the stop “Via Maffucci Via Balducci”

By train

Get out at the stop “Bovisa Politecnico”.

Out of the station turn left.

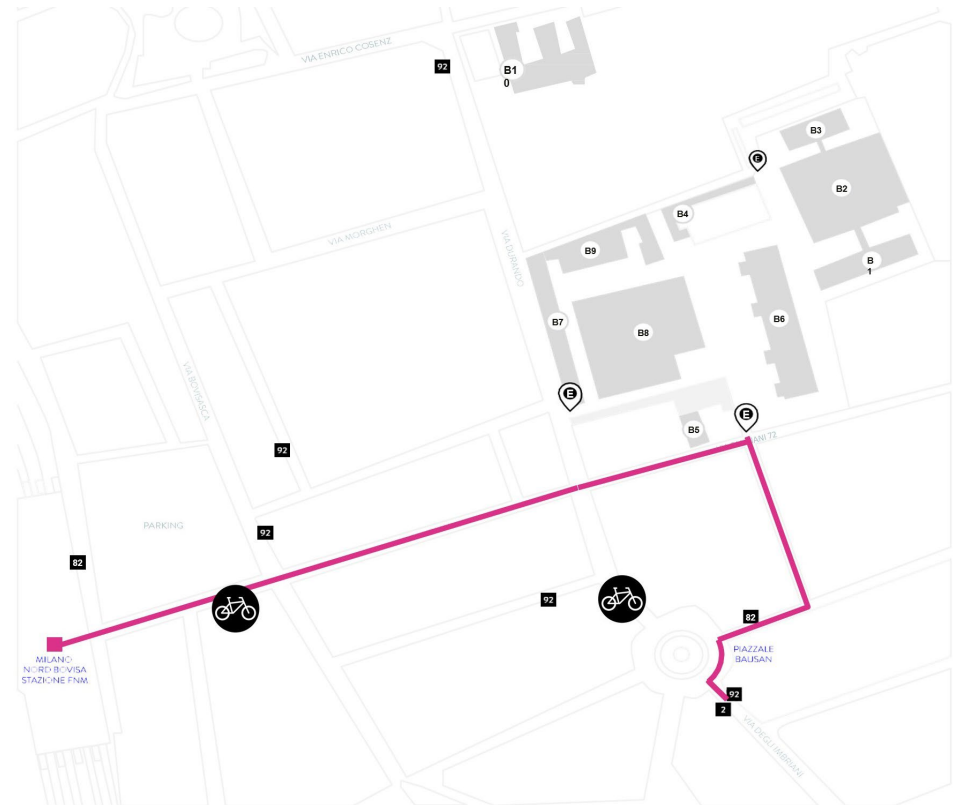
Trains headed to Bovisa: S1, S2, S3, S4, S12, S13

By Bike sharing (BikeMI)

Two bike stations located near Bovisa Train station and Bausan square

www.trenord.it/EN/ www.atm.it/en

www.bikemi.com/en/



BOVISA CAMPUS DURANDO / CANDIANI



Entrance

B1 Library - 1st floor
School of Design Offices - 3rd floor

B2 Classrooms and Design Labs

B3 Polifactory

B4 Polishop and print shop

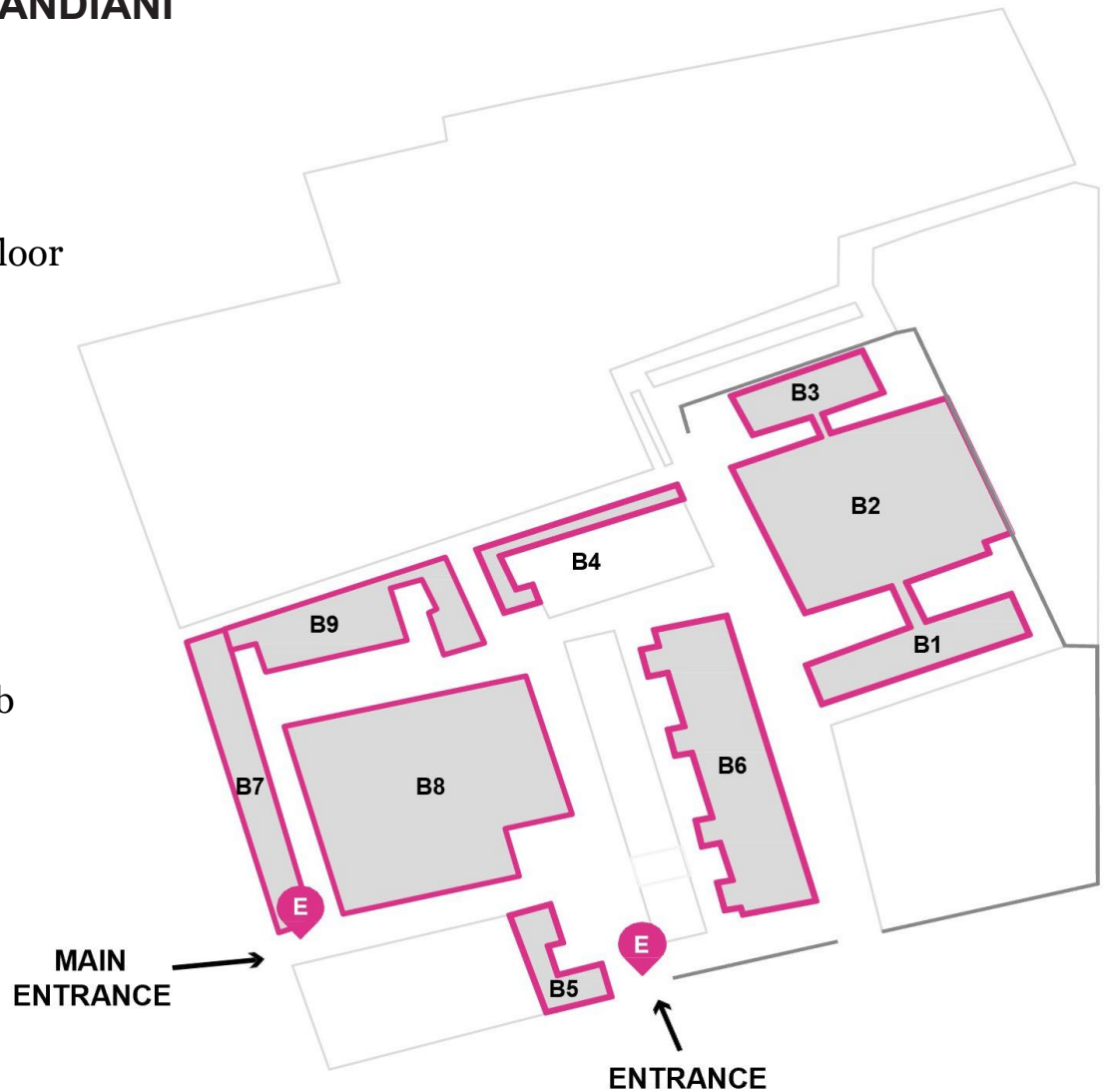
B5 Poli.Design

B6 Classrooms and Crash Test Lab

B7 Department Design

B8 Classrooms

B9 Aula “Carlo De Carli”





POLITECNICO
MILANO 1863

SCUOLA DEL DESIGN

You'll find this presentation here:

[School of Design: Incoming Students](#)

Contact:

[School: Send an email \(polimi.it\)](mailto:polimi.it)

Information:

www.design.polimi.it



Thanks!