


International Mobility_and NOW?

OUTGOING MASTER STUDENTS
SCUOLA DEL DESIGN
A.A.2023-2024



POLITECNICO
MILANO 1863

SCUOLA DEL DESIGN



WHY?

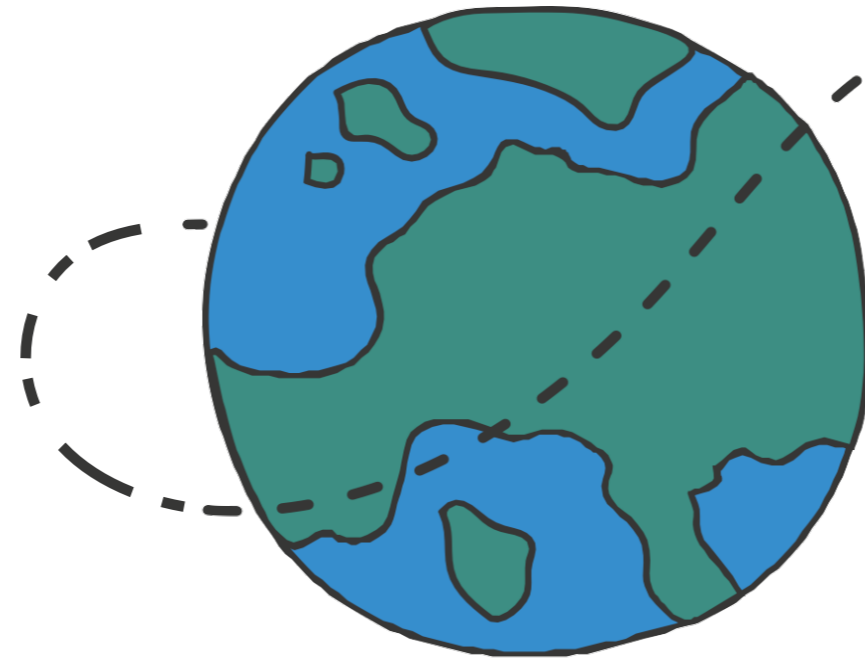
Studying abroad will help you to acquire valuable skills for your life and business future. It will be an experience of:

PERSONAL GROWTH

PROBLEM SOLVING

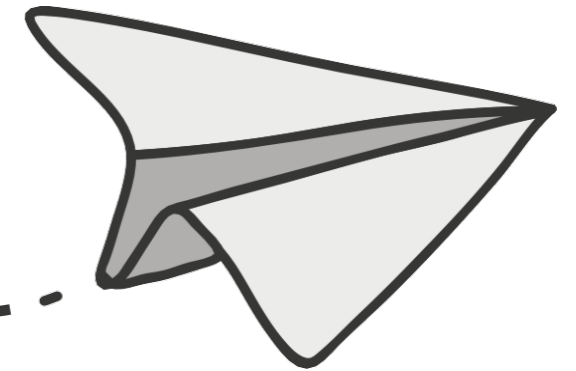
MEETING NEW FRIENDS

ENRICHMENT



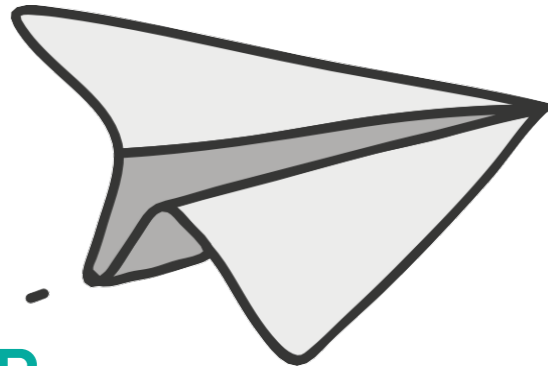
DISCOVERY OF NEW CULTURES

ADAPTATION



WHEN

For MSc in:
Fashion – Communication – Integrated Product Design



3rd Year Bachelor
only for students in DIRECT CONTINUITY
ex: from BSc Product Design to Msc Integrated Product

1st Year Master

2nd Semester

1st Year Master

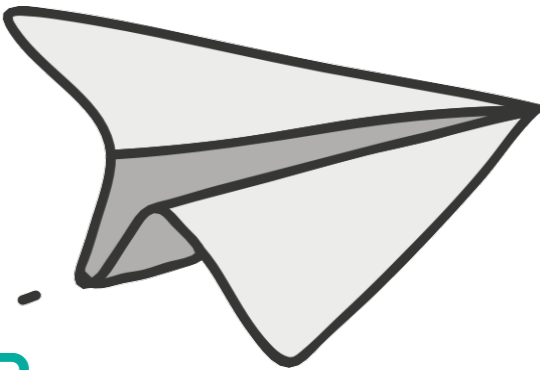
2nd Year Master

2nd Semester
It's better you keep at least one curricular course to validate in the exchange

Duration of the exchange: from 1 semester up to 2 semesters

WHEN

For MSc in:
Interior and Spatial Design – Digital and Interaction Design



CANDIDACY — DEPARTURE — EXCHANGE SEMESTER

1st
Year Master

2nd
Year Master

1st
Semester

Make sure to do one or more project courses to validate the Final Design Studio

1st
Year Master

2nd
Year Master


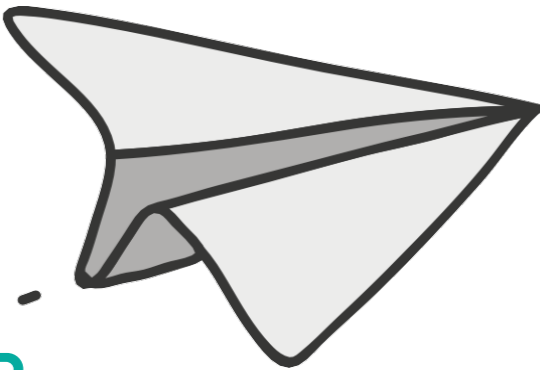
2nd
Semester

It's better you keep at least one curricular course to validate in the exchange

Duration of the exchange: from 1 semester up to 2 semesters

WHEN

For MSc in:
Product Service System – Design & Engineering



1st
Year Master

2nd
Year Master

2nd
Semester

It's better you keep at least one curricular course to validate in the exchange

Duration of the exchange: from 1 semester up to 2 semesters

WHICH COURSES CAN BE VALIDATED



✓ **Curricular courses** registered in your study plan

with exception of:

- × **The Final Synthesis Design Studio (in some programs)**
- × **The Final Thesis (Final Examination)**

There is no a minimum number of credits required to do abroad

The recommended number of credits to do abroad is


30 credits for semester*

*In the case you do more credits than those you need to validate, they can be registered as courses without a validation and will be visible in your diploma supplement as extra activity you've done abroad.

WHICH COURSES CAN BE VALIDATED

GOOD TO KNOW

- ✓ If in your year of exchange you need to register **Elective Courses** and these courses will be validated with the exchange, you should select “**Erasmus Experience**” at registering your study plan.
- ✓ **Workshops or Design Seminars** can be validated indifferently from the semester you’ll be in exchange
- ✓ **The Internship** can be validated with project-based courses but you need to have at least one **curricular course** to validate with this.
- × **Language courses** held in the partner University **can’t be validated**



OPTIONS TO VALIDATE THE INTERNSHIP

Within the exchange adding it in the Learning Agreement (OLA)

- ✓ Validate the **Internship** with one or more project-based course/s offered in the partner University.
Just note **that it's not possible to validate ONLY the internship** in the exchange for study
You need to keep at least one curricular course in your study plan to be validated abroad together with the internship.
- ✓ You can verify with the partner university if they offer the possibility to do the **internship within the partner University** (in research lab or didactic laboratory)

Outside the exchange

- ✓ You can do an **internship outside of the exchange** before or after the exchange period, registering it with RAP office as a normal internship. **In this case you won't validate the internship with the exchange.**


INTERNSHIP WITHIN THE EXCHANGE

GOOD TO KNOW

You can apply in a specific call to do the internship abroad: **“Erasmus+ for Traineeship”** which allows students to do the internship in Europe (the call opens once per year on mid April).

You can be selected in both activities:
exchange and erasmus for traineeship

*The unique requirement is not doing both activities in the same moment.



FINAL THESIS


- ✓ You can develop your final thesis **in parallel** with your exchange:

If you have defined the thesis topic before the exchange:

- ✓ You can **choose courses in the Partner University** that are connected with the topic of your thesis.
- ✓ You may **check if there is a Professor in the Partner University available to co-supervise** your thesis work

If you don't have a defined thesis topic before the exchange:

The courses in the Partner University could help you to find an interesting topic for your final thesis.



FINAL THESIS

GOOD TO KNOW

The Final thesis needs to be done in coordination with your Thesis supervisor from Politecnico who will validate the credits of your thesis.

- × The thesis credits can't be validated within the exchange.

For more information about the thesis, consult the Graduation exam guide available here: [School: Career guides \(polimi.it\)](https://www.polimi.it/it/graduate/career-guides)

BEFORE THE EXCHANGE

1. GET INFORMED AND PREPARE DOCUMENTS

Check the **website of the university** where you have been selected (*exchange incoming students area*) to consult the required documents and deadlines.

Each University has its own deadlines and can request specific documents.

You will be able to check if there are **language requirements** and by what date you will have to administer them.

You will also be able to get more information about the **courses choices**, some Universities offer specific courses to exchange students, others are more flexible and allow to choose between the academic offer.



BEFORE THE EXCHANGE

PORTFOLIO

Many Universities require to submit a **portfolio of works**.


- The portfolio must be **short, comprehensive and incisive**. It must show your skills and competences.
- Consider not only **curricular projects** but also **extra-curricular ones**.
- **Define an order** to present your projects: chronological, by type of project, etc.
- **Get in contact with your Professor promoter** to be sure that it is consistent with the requirements of the partner University and with the course of study for which you intend to apply.

BEFORE THE EXCHANGE

GOOD TO KNOW

Check the partner University's academic calendar

- ✓ In some cases the Universities will start lessons in January when you still have exams to take at Politecnico, keep your teachers updated this from the beginning of the semester to define the alternatives for being able to take the final exams.



PRIMA DELLO SCAMBIO

PORTFOLIO

In most cases the partner Universities will ask to submit a **portfolio**

- ✓ The portfolio must be: **short, comprehensive and incisive**
- ✓ It must show your **skills and expertise**
- ✓ It has to consider not only **curricular projects** but also **extra-curricular ones**
- ✓ Define an **order** to present your projects: chronological, by project type, etc.
- ✓ Get in touch with your **promoter** to refine and improve your portfolio with his suggestions and to ensure that it is consistent with the requirements of the partner institution and with the course of study you intend to apply to.

NEED HELP TO PREPARE YOUR PORTFOLIO?

CHECK HERE THE AVAILABLE GUIDES

✓ **MOOC TO SEE HOW TO MAKE A PORTFOLIO** (in Italian):

[About Portfolio design | POK \(polimi.it\)](#)

✓ **SOME TIPS AND INPUTS TO PREPARE YOUR PORTFOLIO:**

[Portfolio Design Students](#)



BEFORE THE EXCHANGE

2. NOMINATION AND APPLICATION

According to the partner University deadlines!

NONIMATION: Done by IMU offices communicating to the partner university the students selected to go in exchange.

APPLICATION: Done by the student, submitting the documents required and indicating the program you wish to join in the partner University.

OLA: Each student will do the **OLA (provisory)*** indicating the courses from Politecnico you wish to validate and the courses from the partner University you wish to attend there, this document needs to be approved by the Professor Promoter of the partner University

**The OLA can be modified after your arrival in the partner university once you're sure about the courses you'll attend there.*

BEFORE THE EXCHANGE

GOOD TO KNOW

Remember to apply at the partner institution for the study program that is coherent with your academic background and level of studies!



BEFORE THE EXCHANGE

HOW TO CHOOSE THE COURSES IN THE PARTNER UNIVERSITY


- **Choose courses from the correct level** (undergraduate / postgraduate) and coherent with your degree program.
- **Check the host institutions website** to see the courses offer for the semester which you are applying for. If up-to-date course information is not available, use the information available from the previous corresponding semester.
- Check the latest **exchange reports** and contact the Professor promoter to get advice: [Outgoing Students reports](#)

BEFORE THE EXCHANGE

HOW TO CHOOSE THE COURSES IN THE PARTNER UNIVERSITY

Make sure to select enough courses to validate the courses you have at Politecnico.

Some Partner Universities work with the same credit system we use: ECTS
Other Universities may have a different credit system
in this case:



You can calculate the necessary credits considering the **total amount of hours** of Politecnico courses.

6 CFU = 6 ECTS = 50 hours of lessons

12 CFU = 12 ECTS = 120 hours of lessons

BEFORE THE EXCHANGE

3. ACCEPTANCE BY THE PARTNER UNIVERSITY

POSITIVE

Sign the Mobility Agreement
Get ready to go abroad

NEGATIVE

The International Mobility Unit will check the availability of another partner university among those you've indicated in the call.



TO REMEMBER

Even though you'll be in exchange you'll be considered as a **regular student at Politecnico.**

- ✓ Pay the **tuition fees** at Politecnico.
- ✓ **Submit a complete study plan** as a normal student within the School deadlines.
- × Do not register in the exams you're validating with the courses in the exchange.

FOR MORE INFO

FOR ACADEMIC INFORMATION

Consult the website of the School of Design
International Area – Outgoing Students

[School: Outgoing Students \(polimi.it\)](http://polimi.it)

In case of doubts or questions relating to the
study plan, choice of courses, credits,
validations, etc:

askdesign@polimi.it


FOR ADMINISTRATIVE INFORMATION

Consult the Politecnico website
[Before departure: polimi](http://polimi.it)

Follow the Instagram channel [@polimi_exchange](https://www.instagram.com/polimi_exchange)

In case of doubts or questions relating to the
application process, documents required, deadlines,
scholarships, etc:

exchange-bovisa@polimi.it



BOOK AN APPOINTMENT


Book through Online Services

Phone appointments:

Monday to Wednesday, 10 am-1pm

Face-to-face appointments:


Thursday, 10 am-1 pm



EMAIL

exchange-bovisa@polimi.it

Always specify person code, name, surname, host institution, and study programme



TIMELINE

<https://www.polimi.it/campus-e-servizi/mobilita-internazionale/studiare-allestero/erasmus-e-altre-mobilita-per-studio/2-prima-di-partire>

POLITECNICO MILANO 1863 MENU INFO PER STRUMENTI CERCA LINGUA login

ERASMUS+ E ALTRE MOBILITÀ PER STUDIO

- > ERASMUS+
- > WORLD WIDE EXCHANGE PROGRAMMES (ACCORDI BILATERALI)

TIMELINE

- 1 - COME CANDIDARTI
- 2 - PRIMA DI PARTIRE
- 3 - DURANTE LA MOBILITÀ
- 4 - DOPO IL RIENTRO

Per l'anno accademico 2022/2023 sono pubblicati due bandi per la Mobilità Internazionale.

Dal **23 novembre 2021 all'11 gennaio 2022 a mezzogiorno** è aperto il **primo bando** per la **Mobilità Internazionale 2022/2023** per **svolgere un periodo di studio o di ricerca per tesi** in una sede partner dell'Ateneo. Il secondo bando verrà pubblicato ad aprile 2022 e includerà le destinazioni rimaste disponibili alla chiusura del primo bando, nonché eventuali nuove sedi partner. Al secondo bando si potranno candidare tutti gli studenti del Politecnico di Milano, ad esclusione di quelli già selezionati con il primo bando.

Attenzione: leggi il bando che riguarda la Scuola a cui sarai iscritto il prossimo anno accademico.

- > SCUOLA AUIC (CORSI DI ARCHITETTURA, LANDSCAPE, URBANISTICA)
- > SCUOLA DEL DESIGN
- > SCUOLE 3I, ICAT E AUIC (CORSI DI INGEGNERIA)
- > SCUOLA DI DOTTORATO

Prima di presentare candidatura [leggi anche le FAQ](#), partecipa agli incontri di **presentazione** del bando ([International Mobility Labs](#)) e consulta gli approfondimenti per Scuola alla pagina [Scuola](#).

Se non hai trovato l'informazione che cercavi né nel testo del bando né nelle FAQ puoi scrivere a bando-mobilita@polimi.it.

Last but not least, non dimenticare anche di seguirci su Instagram [@polimi_exchange!](#)

