



**POLITECNICO**  
MILANO 1863

SCUOLA DEL DESIGN

# ELECTIVE COURSES GUIDE

Masters degree  
A.A. 2024-2025

Design & Engineering  
Design della comunicazione  
Design for the Fashion System Design  
Digital and Interaction Design  
Integrated Product Design  
Interior and Spatial Design  
Product Service System Design

# INDEX

- 03 Introduction**
- 05 Design & Engineering**
- 06 Design della comunicazione**
- 07 Design for the Fashion System Design**
- 08 Digital and Interaction Design**
- 09 Integrated Product Design**
- 10 Interior and Spatial Design**
- 11 Product Service System Design**
- 12 Allocation**



# INTRODUCTION

In the Master's Degree paths it is possible to customize the Study Plan, indicating preferences for certain Laboratories/Studios (if provided in the Manifesto), workshops and elective teachings.

The elective courses are part of the compulsory teaching offerings to reach the CFUs required to graduate; they allow to customize the Study Plan by delving into topics of your interest.

They have a "weight" of 6 cfu each and like the other teachings provide for the assignment of a grade.

At the end of the submission of the Study Plan, the School will check the options and proceed with the acceptance of preferences based on a merit ranking (weighted average as of July 31 for those enrolled in the 2nd year; grade assigned by the Access Committee for newly admitted) up to the maximum number of available places.

**WATCH THE VIDEO: «CHOOSE YOUR ELECTIVE COURSES»**

# INTRODUCTION

## How many to chose?

You must enter one teaching for each Group activated by the Master's Degree Course in the Plan.

## How to chose?

Before choosing them, check: programs, pre-requisites, semester and language of delivery published on the Online Manifesto.

Check the schedule and available spots posted on this [page](#) of the website. Since these are teachings offered to multiple Courses of Study, it is possible that not all of them may be compatible with the schedule of other curricular teachings.

## How to select them?

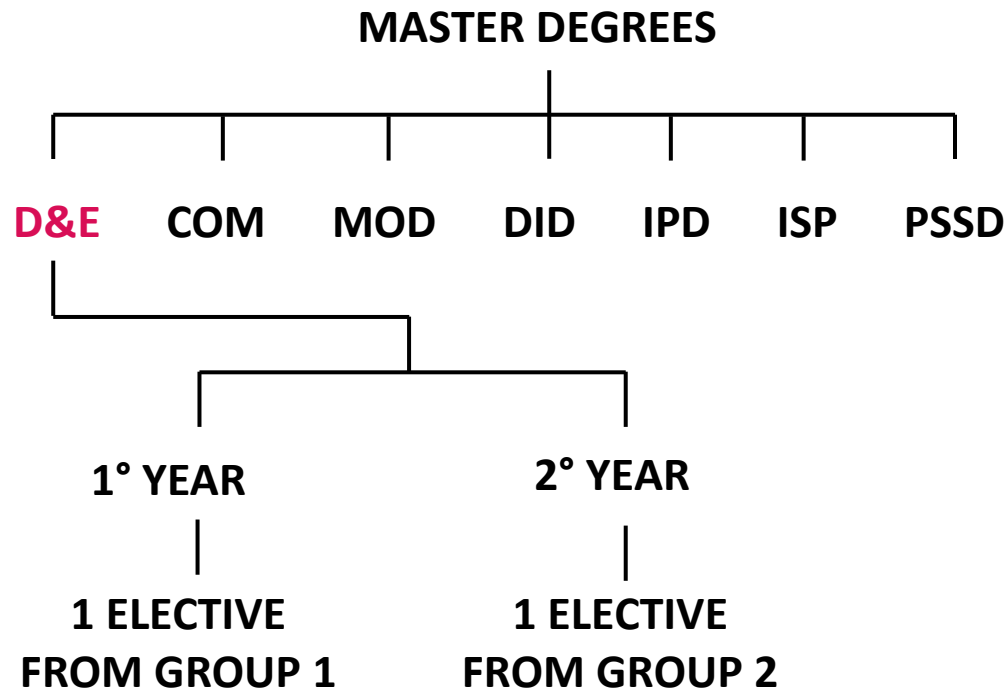
When submitting the Study Plan for each Group you will be asked to express 5 options in order of priority.

The School will verify the options and proceed with the acceptance of preferences on the basis of a merit list up to the maximum number of available places.

**If you will be participating in an international mobility program** and if you include elective courses in your learning agreement, remember to select "**Erasmus experience**" as the first option.

# ELECTIVES SCHEME

## Design & Engineering



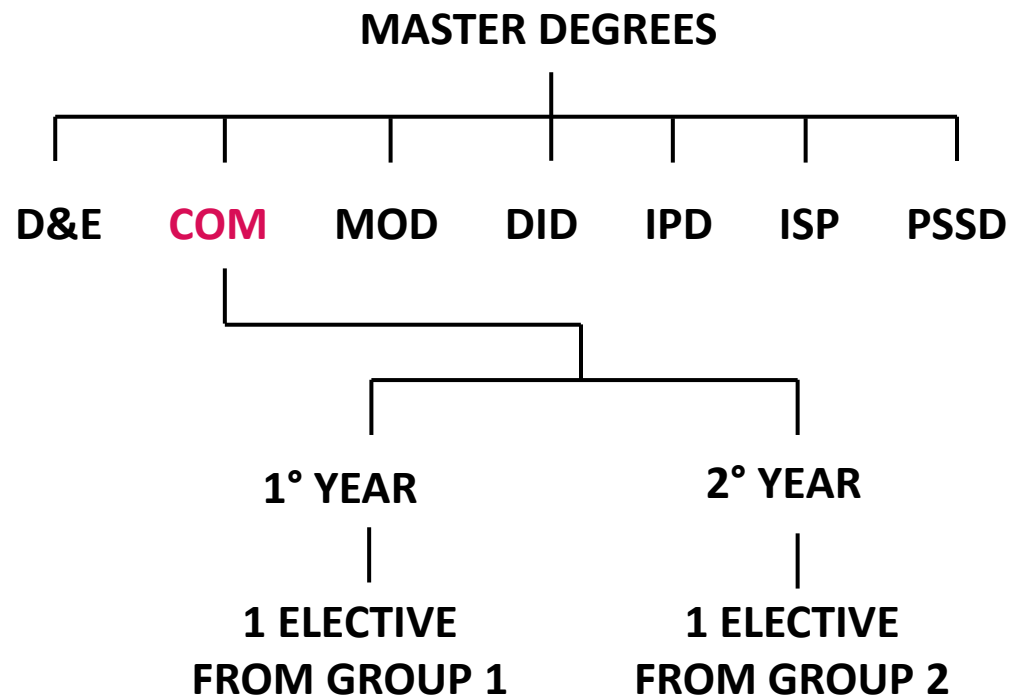
### Remember

You must enter one teaching from each Group in the Plan.  
You cannot enter two or more teachings from the same Group or supernumerary elective courses.

The offer can be seen at this [link](#).

# ELECTIVES SCHEME

## Design della comunicazione



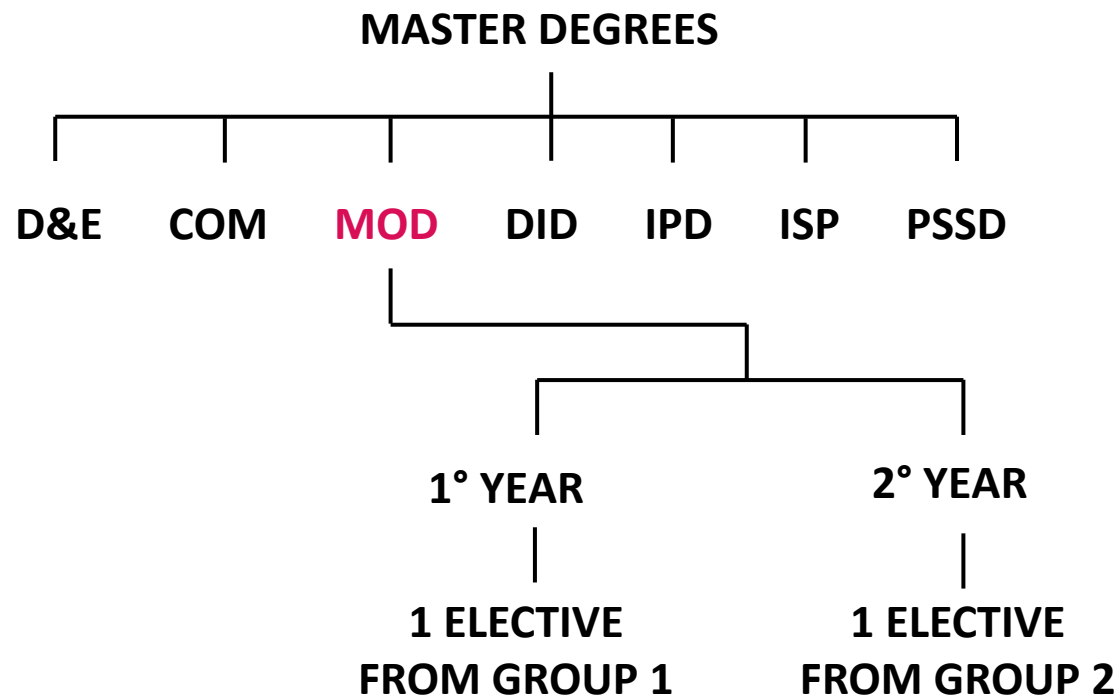
### Remember

You must enter one teaching from each Group in the Plan.

The offer can be seen at this [link](#).

# ELECTIVES SCHEME

## Design for the Fashion System



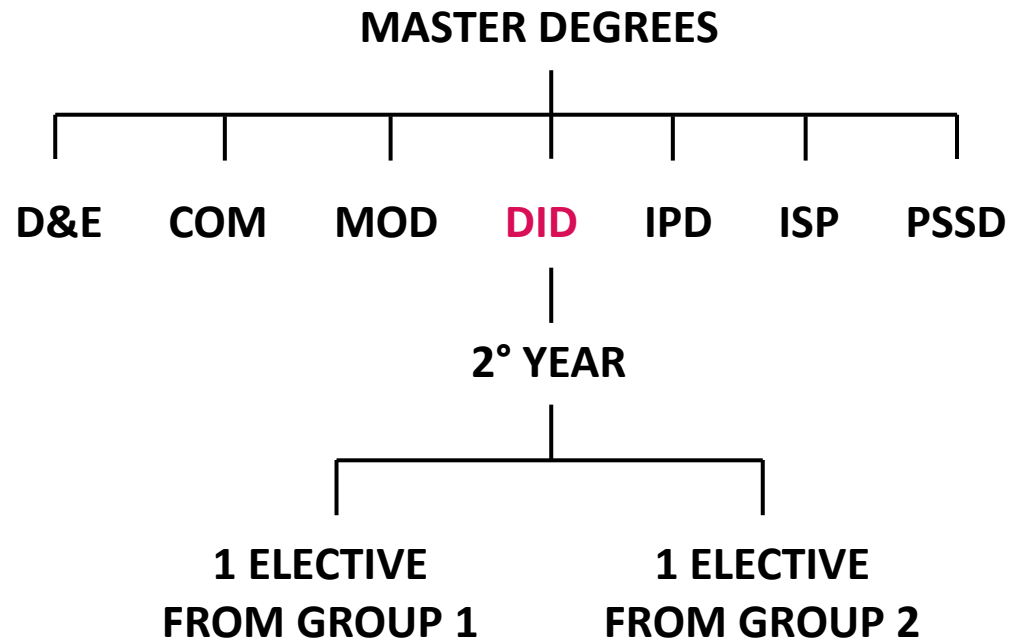
### Remember

You must enter one teaching from each Group in the Plan.

The offer can be seen at this [link](#).

# ELECTIVES SCHEME

## Digital and Interaction Design



### Remember

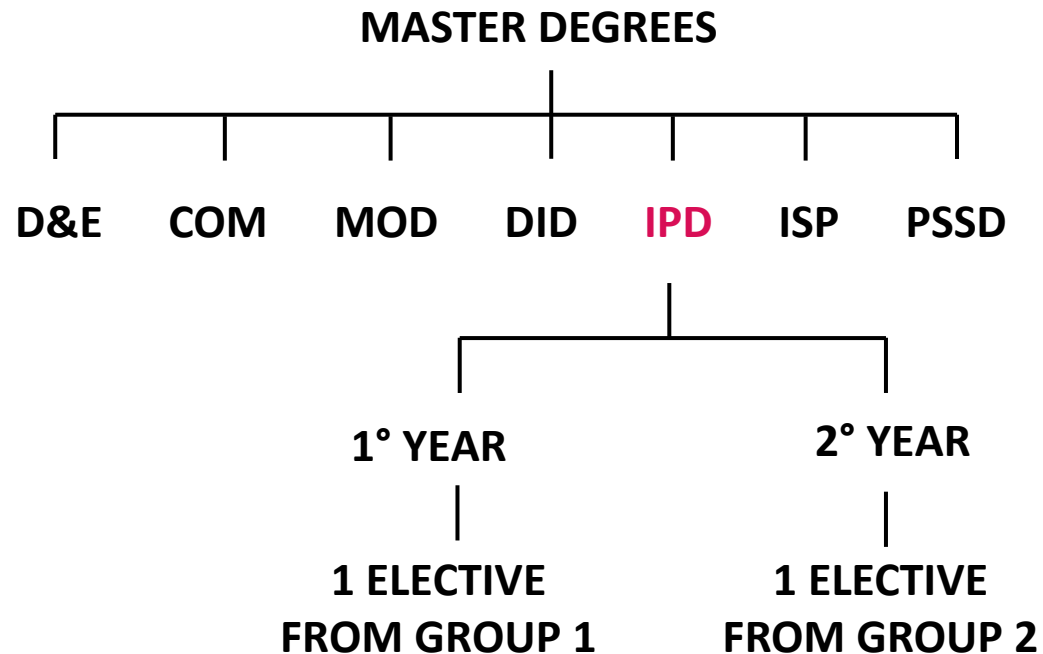
You must enter one teaching from each Group in the Plan.  
You must express 5 options for Group 1 and 5 options for Group 2 (different options from each other).

The offer can be seen at this [link](#).



# ELECTIVES SCHEME

## Integrated Product Design



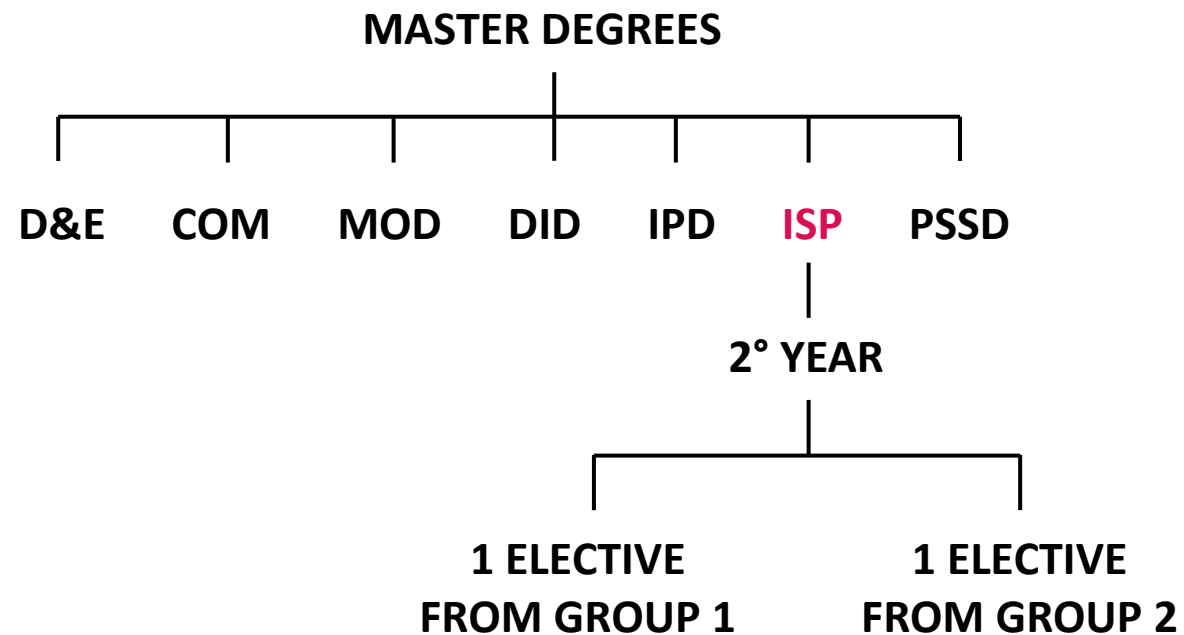
### Remember

You must enter one teaching from each Group in the Plan.

The offer can be seen at this [link](#).

# SCHEMA CORSI

## Interior and Spatial Design



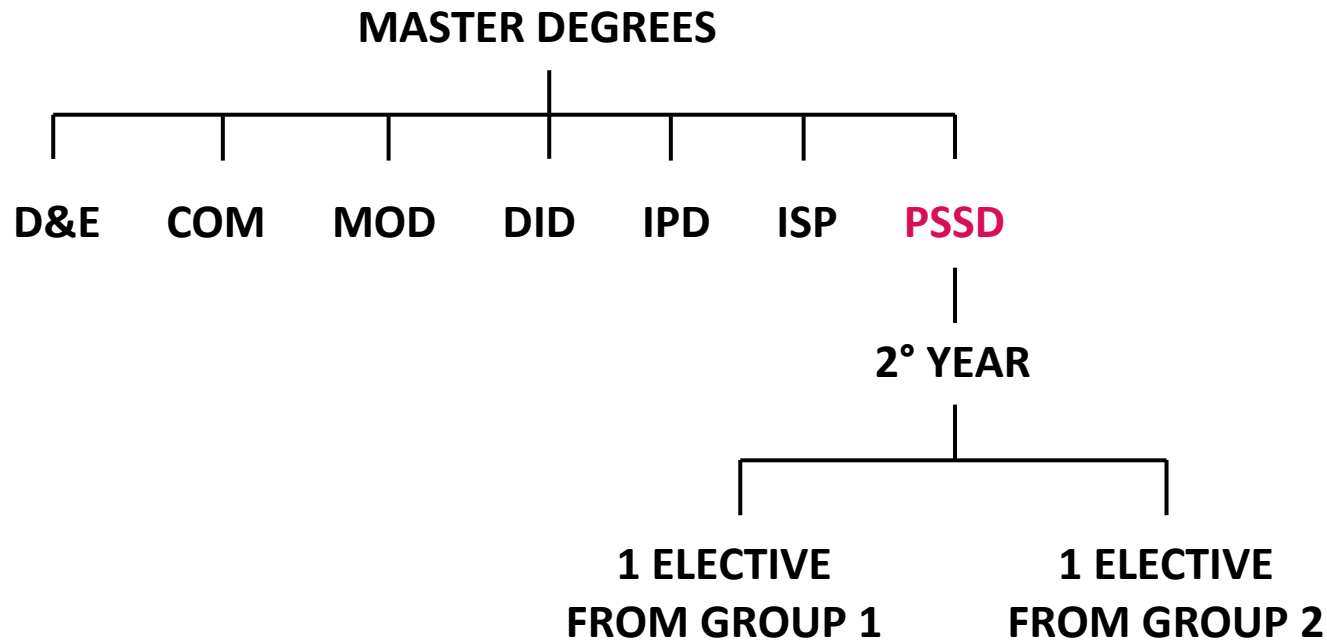
### Remember

You must enter one teaching from each Group in the Plan.  
You must express 5 options for Group 1 and 5 options for Group 2 (different options from each other).

The offer can be seen at this [link](#).

# ELECTIVES SCHEME

## Product Service System Design



### Remember

You must enter one teaching from each Group in the Plan.  
You must express 5 options for Group 1 and 5 options for Group 2 (different options from each other).

The offer can be seen at this [link](#).

# ALLOCATION

Allocation is done by an automatic system that considers your weighted average. All decimals are considered without rounding.

Scheduled number is agreed with faculty: please do not ask for exceptions.

**Following your allocation, there is a week in which you can request to change the courses in which you have been allocated: to do so, you must send an email in the "courses of your choice - workshops" section.**

**Notice of available places for course change requests is posted on the School of Design website once the allocation process is complete.**

**Applications are accepted on a first-come, first-served basis and consider the number of members present at that time.**



**POLITECNICO**  
MILANO 1863

SCUOLA DEL DESIGN

Master's degree  
A.A. 2024-2025

[www.design.polimi.it](http://www.design.polimi.it)